

Hokkaido Board of Education

Kita 3, Nishi 7, Chuo-ku, Sapporo



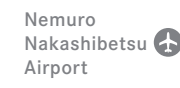
PHONE +81-11-231-4111

WEBSITE <http://www.dokyojyo.pref.hokkaido.lg.jp>

Hokkaido Prefectural Art Museum Guide



Hokkaido Prefectural Art Museum MAP



Hokkaido
Japan



The preparatory office for the Hokkaido Museum of Modern Art first came into being in 1973. The museum itself was officially opened in July, 1977, near the center of Sapporo City. Taking both the indigenous art of Hokkaido and worldwide art movements into consideration, while at the same time organizing a wide variety of exhibitions. It has also continuously provided educational projects and information services for local communities. By being an open museum and actively contributing to the cultural development of the region, the museum intends to become a cultural center in Hokkaido.

Museum Collection

Works from the museum's collection are on display in the Gallery A on the first and second floors. The rooms are changed three or four times a year with themes chosen from various aspects of art and history.

The collection consists of works by Jules Pascin and his contemporaries in the École de Paris active during the 1920-30s; glassworks from Art Nouveau to contemporary pieces, both inside and outside Japan; works by artists closely related to Hokkaido; modern and contemporary Japanese art; Ukiyoe prints in 19th century; Optical Art and other contemporary trends.

Special Exhibitions

Special Exhibitions introducing outstanding work from both Japan and other countries, from various ages and genres, are regularly organized.



Emile GALLÉ
Vase
 c.1878

This is the work of Émile Gallé, one of the major forces in Art Nouveau. Moonlight Glass, which Gallé named himself, is used to represent flowing water swimming with large carp. The carp pattern was borrowed from Hokusai's ukiyo-e prints. It can only be seen here.

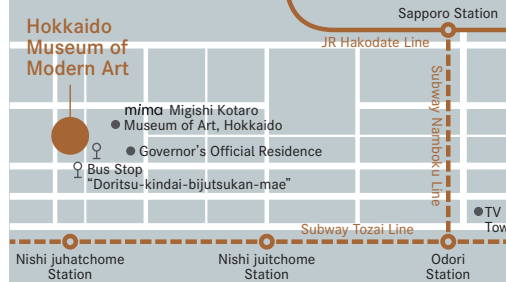


Jules PASCIN
Little Girl with a Bouquet 1925-26



UTAGAWA Kunisada
Ornamental Hairpins
 19th century

INFORMATION



ADDRESS

Kita 1, Nishi 17, Chuo-ku, Sapporo 060-0001

ACCESS

Get off at "Nishi juhatchome" on subway Tozai Line. The museum is a five-minute walk from Exit 4. Get off at "Doritsu-kindai-bijutsukan-mae" JR or Chuo bus stop across the street from the museum. The museum is a one-minute walk from that bus stop.

HOURS

The museum is open daily from 9:30 a.m. to 5 p.m. There is no admittance after 4:30 p.m. Closed: Mondays (If Monday is a holiday, the museum will open and the following Tuesday will be closed), Dec. 29 to Jan. 3, may be closed temporarily for other exhibits.