

Hokkaido Board of Education

Kita 3, Nishi 7, Chuo-ku, Sapporo





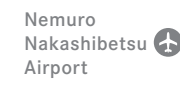
PHONE +81-11-231-4111

WEBSITE <http://www.dokyojyo.pref.hokkaido.lg.jp>


Hokkaido Prefectural Art Museum Guide



Hokkaido Prefectural Art Museum MAP



Hokkaido
Japan



David NASH Charred Cross Egg 1994

The Hokkaido Asahikawa Museum of Art opened in July 1982 in the city of Asahikawa, a major city in the northern region of Hokkaido (the Dohoku region). Since then, the museum has served as base for cultural activities in the Dohoku region, bringing a sense of depth and warmth to local culture, and has made increasing enthusiasm toward cultural creation its goal by researching, collecting, and exhibiting mainly art from the Dohoku region and wooden art, as well as through holding exhibitions that introduce both Japanese and foreign pieces from a variety of perspectives.

Museum Collection

The No. 2 Exhibition Room changes exhibitions once or twice a year, and holds exhibitions themed on the museum collection. Because lumber, furniture, and woodworking are thriving industries in Asahikawa and neighboring areas, the museum collects wooden works, which lets visitors see excellent crafts, furniture, and modern sculptures made of wood. In addition, the museum introduces diverse work created by artists connected to the Dohoku region.

Special Exhibitions

Exhibitions featuring both Japanese and foreign works from various eras and genres are held in the No. 1 Exhibition Room.



MISAWA Atsuhiko
Animal 2000-02
 2000

An immense sculpture nearly the same size as a real zebra. At first glance, it looks like the real thing, but it is actually made of wood.

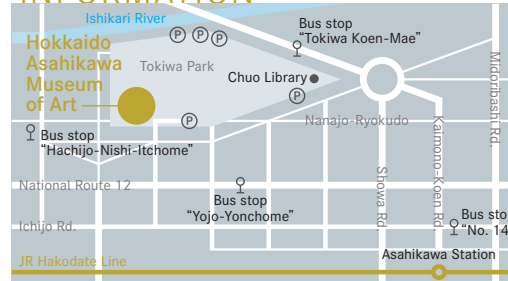


NAMBATA Tatsuoki
Symphonic poem of life 1992



TANNO Norio *Sprout boxes* 1992

INFORMATION



ADDRESS

Tokiwa Park, Asahikawa 070-0044

ACCESS

20 minutes on foot from JR Asahikawa Station.
 Bus: At the number 14 bus stop on block Road 1 on the north side of Asahikawa Station, take the 3, 13, 23, 24, 33, or 35 bus from Ichijo-Hatchome. The nearest bus stop is Yojo-Yonchome (3, 33, 35), 5 minutes on foot. "Hachijo-Nishi-Itchome" (13, 23, 24) is 3 minutes on foot. You can also use the bus via "Tokiwa Koen-Mae." 7 minutes on foot from the bus stop.
 Taxi: 10 minutes from Asahikawa Station.

HOURS

The museum is open daily from 9:30 a.m. to 5 p.m. There is no admittance after 4:30 p.m.
 Closed: Mondays (If Monday is a holiday, the museum will open and the following Tuesday will be closed), Dec. 29 to Jan. 3, may be closed temporarily for other exhibits.